



PUBLIC NOTICE
REGULAR BOARD MEETING AGENDA
Wednesday, January 17, 2024
Station 32, 8905 Koch Field Road, Flagstaff AZ 6:00 pm

www.zoom.us / Meeting ID: 885 2281 1636 Passcode 432385
<https://us02web.zoom.us/j/88522811636?pwd=dIVDTzJzOHRRZWthaGdnU0gyTWtKQT09>

Pursuant to A.R.S. 38-431.01, notice is hereby given to the Board of Directors and the public that the Summit Fire District will hold a Regular Meeting open to the public. The Governing Board of Summit Fire & Medical District will meet in a **Regular Session on Wednesday January 17, 2024, at 6:00 p.m. The meeting will be held in person and remotely through technological means (see above).** The meeting room will be open to the public at 5:30pm. Members of the Governing Board will attend either in person or by technological means. The Board may vote to go into Executive Session on any agenda item, pursuant to ARS 38-431.03(A)(3) Discussion or consultation for legal advice with the county attorney or attorneys of the public body. **All items are set for possible action.**

1. **CALL TO ORDER**
2. **ROLL CALL OF BOARD MEMBERS / AFFIRMATION OF QUORUM**
3. **PLEDGE OF ALLEGIANCE**

4. **CALL TO THE PUBLIC**

The Chairman shall announce this portion of the District Board meeting as a Call to the Public which is for public input/comment, in accordance with A.R.S. §38-431.0(H). Those wishing to address the Board regarding an issue within the jurisdiction of this public body may do so by completing a Request to Comment Form and submitting it to the Staff in person. If attending via remote, comments are to be sent to Staff via chat options prior to the start of the meeting. Individuals addressing the Board are limited to three minutes for their comments but may submit written comments for the Board records. The Chairman will recognize each individual. **The Governing Board cannot discuss or take legal action on any issues raised during the Public Forum unless they are agendaized due to restrictions of the Open Meeting Laws.**

5. **CONSENT AGENDA** – Items on the consent agenda are of a routine nature or have been previously studied by the Governing Board. Items on the Consent agenda are intended to be acted upon in one motion unless the Board wishes to hear any of the items separately.
 - a. Discussion and Approval of the Regular Board Meeting Minutes of December 20, 2023
 - b. Approval of Reconciliations and Financial Reports for December 2023

6. **Current Events Summaries, Reports, and/or Correspondence**– In accordance with A.R.S. 38-431.02(K), **the Board shall not propose, discuss, deliberate, or take legal action** on any matter in the following summaries:
 - a. Monthly Run Report – On Duty Battalion Chief
 - b. Monthly Chief Updates - Chief Gaillard, Chief Wilson, Chief Fennell
 - c. Local 1505 Update – Union Representative
 - d. Coconino County Update
7. **NEW BUSINESS / ACTION ITEMS - Public Comment:** Public comment/input is welcomed after each agenda item of New Business/Action Items and Unfinished Business. Individual comments are limited to three minutes per individual and must pertain to the specific agenda item.
 - a. Review and discuss **Bi-Annual Shop Report**
8. **FIRE BOARD COMMENTS**- Board Member comments are meant to inform and clarify. No action will be taken. Only Board Members can speak.

ADJOURNMENT

Posted on or before 6:00pm, January 16, 2024, which is at least 24 hours prior to the Public Hearing. The complete packet of information from the Board meetings or portions thereof is available from the Administrative Office upon completion of a Public Records Request. The District Administrative Office is accessible to the handicapped. In compliance with the Americans with Disabilities Act (ADA), those with special needs, such as large-type face print or other reasonable accommodations may request those through the Summit Fire and Medical District Administrative Offices (928-526-9537) at least twenty-four hours before the meeting.



BOARD MEETING MINUTES

Wednesday, December 20, 2023

Station 32, 8905 Koch Field Road, Flagstaff AZ

1. **CALL TO ORDER**

Board Chair Timney called the Regular Board Meeting to order at 6:01 pm.

2. **ROLL CALL OF BOARD MEMBERS / AFFIRMATION OF QUORUM**

Members Present: Chair Timney, Board Members Rick Parker and Scott Walton

Members Absent: Robb Faus, Jim Doscocil

Administration: DC Fennell, DC M Wilson, BC Palm, V Fennema, and T. Schieffer; County Attorney Erin Anding

3. **Pledge of Allegiance**

4. **CALL TO THE PUBLIC – No requests.**

5. **CONSENT AGENDA**

a. Discussion and Approval of the Regular Board Meeting Minutes of November 15, 2023.

b. Approval of Reconciliations and Financial Reports for November 2023.

Board Member R. Parker motioned to approve the minutes from November 15th board meeting and the financial reports for November. Motion was seconded by S. Walton.

Vote Conducted. MOTION PASSED unanimously.

AYES: Parker, Walton, Timney

NAYES: None

6. **Current Events Summaries, Reports, and/or Correspondence**

c. Monthly Run Report

BC Palm reported:

- Run report for November 2023. Total of 97 calls, with 61 being emergent calls. Call distribution is as follows: District 31 had 29 calls, District 32 had 23, District 33 had 17, District 36 had 4, and District 37 had 8, and out of district was 16 calls.
- Avg response times: Sta# 31 at 6.59 min, #32 at 6.88 mins, #33 at 9.75, #36 at 6.37 mins. And #37 at 6.79, and Guardian at 11.47 min.
- Ice Water training this week at Francis Short Pond.
- New recruits are on the line now. We should see in drop on OT expenses now.

d. Monthly Chief Updates: Gaillard, Fennell, and Wilson

DC Wilson:

- Introduces our New County Attorney Erin Anding.
- Alan and Casey R are going to Florida to check out the Type III. We should see it here in a couple of weeks.

- FFD Capt Casey Gonzales has been working in dispatch and we are seeing improvements being made in calls being dispatched correctly. He will be there through June 2024.
- We had the meeting with the folks out in Baderville, and that went well.
- There is a group formed at the City that will be working with the state legislature to see how we can change the way insurance companies are rating parcels up here in the surrounding area. Neil Chapman is our point on that.
- JPA analysis contract was approved by City Council so it should be moving forward.

DC Fennell:

- Appreciates people picking up shifts to cover. Having the 5 new guys on the line is really helping our staffing.
- Training this Friday with CCSO and other partners. Active shooter drills at Cromer.
- County is working on a grant for technology that will allow law enforcement to monitor the cameras that are in the school when there is an incident occurring.

7. NEW BUSINESS / ACTION ITEMS

- a. Approval of the purchase of new PT equipment at a cost of \$13,251.24 from Rogue Fitness to replace our old, worn out stuff. discussed.

Board Member Walton made a motion to approve the purchase of the equipment. Motion was seconded by Board Member Parker.

Vote conducted. MOTION CARRIED unanimously.

AYES: Parker, Walton, Timney

NAYES: none

- b. Review changes to light duty policy. Due to the number of staff who live out of town (in the valley) we needed to look at the time frames they are required to work on light duty. They can either work a normal 40 work week, or come in during their regular shift hours and work with their crew for 40 hours.

Board Chair Timney made a motion to approve the light duty policy with modifications mentioned. Motion was seconded by Board Member Walton.

Vote conducted. MOTION CARRIED unanimously.

AYES: Timney, Parker, Walton

NAYES: None

- c. Reviewed agreement submitted by APS for fire protection services. **No action taken.** Board would like to find out what kind of agreement APS has with surrounding districts and what properties specifically they want coverage for, then revisit this request at a future board meeting.
- d. Review agreement with CCC for students to be able to utilize ride time with SFMD for their clinical practicum hours. Paramedic program switched from NAH to CCC, and they are requiring an agreement to be signed for ride times.

Board member Parker made a motion to approve the agreement between us and CCC for clinical Practicum. Motion was seconded by Board Member Walton.

Vote conducted. MOTION CARRIED unanimously.

AYES: Timney, Parker, Walton

NAYES: None

A motion was made by Board Member Walton to adjourn the regular meeting at 7:30pm and go into Executive Session for legal advice on item 7e: Star School Fire Contract. Motion seconded by Board member Parker.

The Regular Board Meeting for SFMD was reconvened at 7:55 following Executive Session.

- e. Discussion on providing a service contract to Star Charter School located at 145 Leupp Rd, which is 11 miles out of our district.

Board member Parker made a motion to Approve option #4 listed on the memo dated November 15, 2023 which was addressed to the Fire Board from SFMD Administration. Option #4 reads: "The board could decide not to contract with the entity and continue to respond to the school only on a bill for service basis". Motion was seconded by Board Member Walton.

Vote conducted. MOTION CARRIED unanimously.

AYES: Timney, Parker, Walton

NAYES: None

ADJOURNMENT: Board Meeting Adjourned at 8:02 pm

Motion to adjourn by Board Member Walton, seconded by Board Member Parker.

Vote Conducted. MOTION PAST ALL IN FAVOR

AYES: Timney, Parker, Walton

Respectfully submitted by:

Robb Faus, Board Clerk

Summit Fire & Medical District

Account Balances

Registered Balance	July 2023	Aug 2023	Sept 2023	Oct 2023	Nov 2023	Dec 2023	Jan 2024	Feb 2024	Mar 2024	Apr 2024	May 2024	June 2024
Budget Stabilization	\$1,504,518.40	\$1,343,304.84	\$1,093,179.91	\$2,064,592.75	\$3,437,995.96	\$3,326,290.56						
OWA	\$178,007.29	\$178,218.30	\$173,366.57	\$185,876.61	\$231,543.02	\$182,902.85						
Petty Cash	\$2,775.22	\$2,767.84	\$3,153.15	\$3,383.15	\$3,813.15	\$4,184.95						
Capital	\$688,883.48	\$689,100.33	\$691,094.80	\$692,089.21	\$694,345.79	\$695,968.50						
Westside Capital	\$427,614.04	\$427,860.49	\$429,172.53	\$429,790.03	\$431,191.38	\$432,199.09						
Emergency	\$164,123.99	\$114,218.58	\$164,643.02	\$264,807.93	\$215,266.45	\$215,769.67						
Debt Services / GO	\$39,290.83	\$39,815.20	\$42,428.94	\$98,043.27	\$159,009.85	\$121,316.02						
Contingency / COP	\$1,884,932.27	\$1,884,932.27	\$1,884,932.27	\$1,884,932.27	\$1,884,932.27	\$1,777,204.90						
TOTAL	\$4,890,145.52	\$4,680,217.85	\$4,481,971.19	\$5,623,515.22	\$7,058,097.87	\$6,755,836.54	\$0.00	\$0.00	\$0.00	\$0.00	\$0.00	\$0.00

ACTUALS	YTD actuals	YTD Budgeted	Over / Under	% of Budget
Revenue	\$4,161,346.39	\$4,647,851.58	-\$486,505.19	90%
Expenses	\$2,455,856.69	\$3,223,360.60	-\$767,503.91	76%
Net Income	\$1,705,489.70	\$1,424,490.98	\$280,998.72	120%

*not including grant revenue, only expenses

**July: County did not process transfers from Budget Stabilization Acct to Emergency(50k) and Capital(80k)

**August: County transferred the Capital (80k), but did the other transfer backwards. Took (50k) from Emergency and put in Budget Stabilization.

Budget Stabilization s/b \$1,243,304.84

Emergency s/b \$214,123.99

**September: County still has not transferred the money correct from the Budget Stab. acct to Emergency Acct.

County also created an acct discrepancy of \$270 in OWA acct which is to be fixed in October.

**October: Transfer has been corrected by County. Totals in accounts are as they should be.

**December FDAT was not credited to our acct by County

Summit Fire District

Profit & Loss Budget vs. Actual

December 2023

	Dec 23	Budget	\$ Over Budget	% of Budget
Ordinary Income/Expense				
Income				
1100 TAX REVENUE				
1101 Property Tax	336,480.13	366,365.18	-29,885.05	91.84%
1102 FDAT	0.00	23,998.87	-23,998.87	0.0%
1103 Delinquent Property Tax	9,250.31	0.00	9,250.31	100.0%
Total 1100 TAX REVENUE	345,730.44	390,364.05	-44,633.61	88.57%
1200 GRANTS				
1210 Other Grants	0.00	45,833.34	-45,833.34	0.0%
1211 SAFER II	0.00	0.00	0.00	0.0%
Total 1200 GRANTS	0.00	45,833.34	-45,833.34	0.0%
1300 MISC INCOME				
1301 OWA Income	45,080.82	83,333.33	-38,252.51	54.1%
1302 Interest	11,782.95	0.00	11,782.95	100.0%
1303 Donations	0.00	0.00	0.00	0.0%
1304 Contracts with Towers	3,328.40	1,963.00	1,365.40	169.56%
1305 Out of District Calls	0.00	665.54	-665.54	0.0%
1310 Misc. Income	0.00	5,689.76	-5,689.76	0.0%
1311 Maint Facility Income	899.13	6,500.00	-5,600.87	13.83%
1312 Community Room Rental	260.00	0.00	260.00	100.0%
1315 SSFND-Smart & Safe AZ Fund	34,379.10	0.00	34,379.10	100.0%
Total 1300 MISC INCOME	95,730.40	98,151.63	-2,421.23	97.53%
Total Income	441,460.84	534,349.02	-92,888.18	82.62%
Gross Profit	441,460.84	534,349.02	-92,888.18	82.62%
Expense				
2000 PERSONNEL SALARIES				
2009 Acting Pay				
2009. 2 Acting Captain	345.00	288.00	57.00	119.79%
2009.3 Acting Engineer	38.25	417.75	-379.50	9.16%
Total 2009 Acting Pay	383.25	705.75	-322.50	54.3%
2035 OWA Payroll	4,560.00	14,748.84	-10,188.84	30.92%
2036 OWA Single Resource OT	28,393.81	0.00	28,393.81	100.0%
2070 Battalion Chief	16,679.90	14,476.00	2,203.90	115.23%
2071 Administrative Officer	3,454.95	4,891.42	-1,436.47	70.63%
2072 Admin Assistant II	3,796.99	3,806.10	-9.11	99.76%
2073 EVT Mechanic III	4,681.50	4,486.62	194.88	104.34%
2073.2 EVT Mechanic II	2,967.29	4,307.69	-1,340.40	68.88%
2075 Captains	45,075.00	55,123.23	-10,048.23	81.77%
2076 Engineer	44,452.24	56,908.38	-12,456.14	78.11%
2077 Firefighters	47,873.20	52,983.60	-5,110.40	90.36%
2081 FLSA	3,477.70	3,367.00	110.70	103.29%
2082 Overtime				

Summit Fire District

Profit & Loss Budget vs. Actual

December 2023

	Dec 23	Budget	\$ Over Budget	% of Budget
2082 Overtime - Other	41,048.98	0.00	41,048.98	100.0%
Total 2082 Overtime	41,048.98	20,000.00	21,048.98	205.25%
2083 Vacation Leave	16,579.71	25,511.00	-8,931.29	64.99%
2084 Sick Leave	10,750.81	4,171.72	6,579.09	257.71%
2088 Holiday Pay	3,132.40	0.00	3,132.40	100.0%
2099.1 Vacation Leave Payout	2,637.40	0.00	2,637.40	100.0%
2099.2 Sick Leave Payout	1,295.21	0.00	1,295.21	100.0%
Total 2000 PERSONNEL SALARIES	281,240.34	265,487.35	15,752.99	105.93%
2080 PSPRS	0.00	34,013.00	-34,013.00	0.0%
2200 PENSION				
2201 NationW Hybrid Tier 3 FD	2,141.38	2,056.30	85.08	104.14%
2202 NationW - Tier 2 FD	223.64	399.42	-175.78	55.99%
2206 PSPRS - Tier 1 FD	11,193.75	18,409.25	-7,215.50	60.81%
2207 PSPRS - Hybrid Tier 3FD	-166.03			
2208 PSPRS - Tier 1A & 2 FD	1,104.00	4,634.40	-3,530.40	23.82%
2210.2 PSPRS - DB Tier 3	7,587.54	3,570.00	4,017.54	212.54%
2215 ASRS	2,290.38	2,261.00	29.38	101.3%
Total 2200 PENSION	24,374.66	31,993.37	-7,618.71	76.19%
2300 PAYROLL EXPENSES				
2303 Social Security	3,172.97	1,881.00	1,291.97	168.69%
2304 Medicare	3,954.54	3,373.97	580.57	117.21%
2305 Direct Deposit	5,837.39	0.00	5,837.39	100.0%
Total 2300 PAYROLL EXPENSES	12,964.90	5,254.97	7,709.93	246.72%
2400 PERSONNEL INSURANCE				
2401 Medical Insurance	22,101.50	27,127.60	-5,026.10	81.47%
2402 Dental Insurance	1,005.60	1,750.00	-744.40	57.46%
2404 Life Insurance	331.28	445.00	-113.72	74.45%
2405 Vision Insurance	213.20	320.00	-106.80	66.63%
Total 2400 PERSONNEL INSURANCE	23,651.58	29,642.60	-5,991.02	79.79%
2500 CONTRACTUALS				
2501 COP Payment	0.00	107,729.00	-107,729.00	0.0%
2502 Legal Expenses by SFMD	0.00	250.00	-250.00	0.0%
2503 Broker Fees Medical Ins				
2503.1 East Flag Medical-Croft	0.00	0.00	0.00	0.0%
2503 Broker Fees Medical Ins - Otr	2,480.00	780.00	1,700.00	317.95%
Total 2503 Broker Fees Medical Ins	2,480.00	780.00	1,700.00	317.95%
2510 FLAGIT Contract Services	2,090.00	3,000.00	-910.00	69.67%
2511 Software Contracts				
2511.6 PS Trax Eng, SCBA, PPE,	144.00	0.00	144.00	100.0%
2511 Software Contracts - Other	599.66	0.00	599.66	100.0%
Total 2511 Software Contracts	743.66	83.33	660.33	892.43%
2514 Bld & Vehicle Insurance	18,778.00	0.00	18,778.00	100.0%

Summit Fire District

Profit & Loss Budget vs. Actual

December 2023

	Dec 23	Budget	\$ Over Budget	% of Budget
2515 IGA Services				
2515.1 Fire Chief	71,250.00	0.00	71,250.00	100.0%
2515.2 Dispatch	0.00	0.00	0.00	0.0%
2515.3 Training Coordinator	0.00	0.00	0.00	0.0%
Total 2515 IGA Services	71,250.00	0.00	71,250.00	100.0%
2519.3 AZ Fire Chiefs Assoc	250.00	0.00	250.00	100.0%
Total 2519 Memberships & Subscriptior	250.00	0.00	250.00	100.0%
Total 2500 CONTRACTUALS	97,141.66	112,842.33	-15,700.67	86.09%
3000 FLEET SERVICES				
3010 Shop Uniforms	62.14	292.61	-230.47	21.24%
3020 Parts for SFMD Vehicles	1,329.35	6,000.00	-4,670.65	22.16%
3025 Shop Outside Customer Exp	-954.97	625.00	-1,579.97	-152.8%
3030 EVT Tool Allowance	98.80	0.00	98.80	100.0%
Total 3000 FLEET SERVICES	535.32	6,917.61	-6,382.29	7.74%
3100 EQUIPMENT				
3110 Apparatus Equipment				
3110 Apparatus Equipment - Other	2,697.74	0.00	2,697.74	100.0%
Total 3110 Apparatus Equipment	2,697.74	0.00	2,697.74	100.0%
3120 SCBA	637.47	0.00	637.47	100.0%
Total 3100 EQUIPMENT	3,335.21	0.00	3,335.21	100.0%
3200 SUPPLIES				
3210 EMS Program	1,221.81	1,900.00	-678.19	64.31%
3212 PPE Program	7,595.51	7,587.25	8.26	100.11%
3220 Office Supplies	159.68	666.66	-506.98	23.95%
3225 BLD/Land Maint.	1,628.01	2,000.00	-371.99	81.4%
3227 Procurement	1,024.61	750.00	274.61	136.62%
3235 PIO / Pub ED	37.84	3,350.00	-3,312.16	1.13%
Total 3200 SUPPLIES	11,667.46	16,253.91	-4,586.45	71.78%
3300 UNIFORMS				
3310 Uniforms - SFMD	235.93	0.00	235.93	100.0%
3312 Class AB Uniform	0.00	0.00	0.00	0.0%
Total 3300 UNIFORMS	235.93	0.00	235.93	100.0%
3400 FITNESS-HEALTH & SAFETY				
3401 Fitness	0.00	900.00	-900.00	0.0%
3405 Health & Safety				
3405.1 Annual Physicals	0.00	0.00	0.00	0.0%
3405.2 Staff Counseling	22,652.75	3,083.33	19,569.42	734.69%
Total 3405 Health & Safety	22,652.75	7,735.00	14,917.75	292.86%
345.8 Counseling Training	0.00	0.00	0.00	0.0%
Total 3400 FITNESS-HEALTH & SAFETY	22,652.75	8,635.00	14,017.75	262.34%
4000 UTILITIES				
4005 Fuel for Apparatus	3,509.68	2,333.33	1,176.35	150.42%

Summit Fire District

Profit & Loss Budget vs. Actual

December 2023

	Dec 23	Budget	\$ Over Budget	% of Budget
4010 Electric	1,859.24	2,333.33	-474.09	79.68%
4015 Gas / Propane	1,935.12	2,166.67	-231.55	89.31%
4020 Water	1,138.97	1,333.33	-194.36	85.42%
4025 Phones / Internet / TV	2,677.22	2,916.67	-239.45	91.79%
4030 Trash Pickup	31.24	420.00	-388.76	7.44%
4050 Radio Site Rental Elden	350.00	286.48	63.52	122.17%
Total 4000 UTILITIES	11,501.47	11,789.81	-288.34	97.55%
4100 Training and Travel				
4105 Training Registration	601.50	1,800.00	-1,198.50	33.42%
4110 Lodging	125.61	1,150.00	-1,024.39	10.92%
4115 Food	131.78	0.00	131.78	100.0%
Total 4100 Training and Travel	858.89	2,950.00	-2,091.11	29.12%
4200 OWA Expenses				
4230 OWA Exp.	12,020.55	0.00	12,020.55	100.0%
Total 4200 OWA Expenses	12,020.55	0.00	12,020.55	100.0%
Reconciliation Discrepancies	-19,712.51	0.00	-19,712.51	100.0%
Total Expense	482,468.21	525,779.95	-43,311.74	91.76%
Net Ordinary Income	-41,007.37	8,569.07	-49,576.44	-478.55%
Net Income	-41,007.37	8,569.07	-49,576.44	-478.55%

Summit Fire District

Profit & Loss Budget vs. Actual

July through December 2023

	Jul - Dec 23	Budget	\$ Over Budget	% of Budget
Ordinary Income/Expense				
Income				
1100 TAX REVENUE				
1101 Property Tax	3,439,168.76	3,572,995.75	-133,826.99	96.25%
1102 FDAT	203,884.52	233,179.62	-29,295.10	87.44%
1103 Delinquent Property Tax	18,298.56	0.00	18,298.56	100.0%
Total 1100 TAX REVENUE	3,661,351.84	3,806,175.37	-144,823.53	96.2%
1200 GRANTS				
1210 Other Grants	240,381.00	275,000.01	-34,619.01	87.41%
Total 1200 GRANTS	240,381.00	275,000.01	-34,619.01	87.41%
1300 MISC INCOME				
1301 OWA Income	147,622.18	500,000.01	-352,377.83	29.52%
1302 Interest	36,685.88	0.00	36,685.88	100.0%
1304 Contracts with Towers	18,879.18	12,698.82	6,180.36	148.67%
1305 Out of District Calls	348.00	3,564.73	-3,216.73	9.76%
1308 Service Subscriptions	1,121.49			
1310 Misc. Income	0.00	22,759.04	-22,759.04	0.0%
1311 Maint Facility Income	15,287.72	27,653.60	-12,365.88	55.28%
1312 Community Room Rental	1,690.00	0.00	1,690.00	100.0%
1315 SSFND-Smart & Safe AZ Fund	34,379.10	0.00	34,379.10	100.0%
1300 MISC INCOME - Other	3,600.00			
Total 1300 MISC INCOME	259,613.55	566,676.20	-307,062.65	45.81%
Total Income	4,161,346.39	4,647,851.58	-486,505.19	89.53%
Gross Profit	4,161,346.39	4,647,851.58	-486,505.19	89.53%
Expense				
2000 PERSONNEL SALARIES				
2009 Acting Pay				
2009 .1 Acting Pay BC	288.00	1,638.00	-1,350.00	17.58%
2009. 2 Acting Captain	1,367.00	5,253.00	-3,886.00	26.02%
2009.3 Acting Engineer	858.75	3,459.75	-2,601.00	24.82%
Total 2009 Acting Pay	2,513.75	10,350.75	-7,837.00	24.29%
2033 OWA OT	5,698.62	27,295.93	-21,597.31	20.88%
2035 OWA Payroll	6,316.66	98,802.77	-92,486.11	6.39%
2036 OWA Single Resource OT	92,382.46	230,704.25	-138,321.79	40.04%
2070 Battalion Chief	103,913.60	86,856.00	17,057.60	119.64%
2071 Administrative Officer	27,132.45	29,348.52	-2,216.07	92.45%
2072 Admin Assistant II	19,762.99	22,836.60	-3,073.61	86.54%
2073 EVT Mechanic III	29,866.30	28,687.39	1,178.91	104.11%
2073.2 EVT Mechanic II	25,989.43	27,846.12	-1,856.69	93.33%
2075 Captains	301,214.83	330,739.38	-29,524.55	91.07%
2076 Engineer	246,969.33	336,832.09	-89,862.76	73.32%
2077 Firefighters	256,235.13	262,780.80	-6,545.67	97.51%

Summit Fire District

Profit & Loss Budget vs. Actual

July through December 2023

	Jul - Dec 23	Budget	\$ Over Budget	% of Budget
2081 FLSA	21,636.40	20,202.00	1,434.40	107.1%
2082 Overtime				
2082.2 OT FireOfficer Recall	0.00	95,849.62	-95,849.62	0.0%
2082 Overtime - Other	216,224.99	0.00	216,224.99	100.0%
Total 2082 Overtime	216,224.99	95,849.62	120,375.37	225.59%
2083 Vacation Leave	81,347.02	94,068.49	-12,721.47	86.48%
2084 Sick Leave	42,022.85	39,445.10	2,577.75	106.54%
2088 Holiday Pay	11,136.64	0.00	11,136.64	100.0%
2099.1 Vacation Leave Payout	12,431.83	5,108.00	7,323.83	243.38%
2099.2 Sick Leave Payout	24,186.21	1,954.23	22,231.98	1,237.63%
Total 2000 PERSONNEL SALARIES	1,526,981.49	1,771,216.26	-244,234.77	86.21%
2080 PSPRS	0.00	212,084.50	-212,084.50	0.0%
2200 PENSION				
2201 NationW Hybrid Tier 3 FD	11,625.75	12,337.80	-712.05	94.23%
2202 NationW - Tier 2 FD	1,168.81	2,396.52	-1,227.71	48.77%
2206 PSPRS - Tier 1 FD	71,715.84	119,660.12	-47,944.28	59.93%
2207 PSPRS - Hybrid Tier 3FD	-844.23			
2208 PSPRS - Tier 1A & 2 FD	5,769.96	27,919.42	-22,149.46	20.67%
2210.2 PSPRS - DB Tier 3	41,193.88	23,167.03	18,026.85	177.81%
2215 ASRS	14,543.30	13,566.00	977.30	107.2%
2200 PENSION - Other	1,600.00			
Total 2200 PENSION	146,773.31	202,405.65	-55,632.34	72.51%
2300 PAYROLL EXPENSES				
2301 Workmen's Comp.	62,170.00	62,170.00	0.00	100.0%
2303 Social Security	13,185.12	11,286.00	1,899.12	116.83%
2304 Medicare	21,442.34	20,243.82	1,198.52	105.92%
2305 Direct Deposit	5,837.39	0.00	5,837.39	100.0%
Total 2300 PAYROLL EXPENSES	102,634.85	93,699.82	8,935.03	109.54%
2400 PERSONNEL INSURANCE				
2401 Medical Insurance	134,263.42	162,765.60	-28,502.18	82.49%
2402 Dental Insurance	7,032.97	10,500.00	-3,467.03	66.98%
2404 Life Insurance	2,003.65	2,280.36	-276.71	87.87%
2405 Vision Insurance	1,290.79	1,568.40	-277.61	82.3%
Total 2400 PERSONNEL INSURANCE	144,590.83	177,114.36	-32,523.53	81.64%
2500 CONTRACTUALS				
2501 COP Payment	0.00	107,729.00	-107,729.00	0.0%
2502 Legal Expenses by SFMD	0.00	43,350.00	-43,350.00	0.0%
2503 Broker Fees Medical Ins				
2503.1 East Flag Medical-Croft	1,800.00	1,800.00	0.00	100.0%
2503 Broker Fees Medical Ins - Oth	5,480.00	4,680.00	800.00	117.09%
Total 2503 Broker Fees Medical Ins	7,280.00	6,480.00	800.00	112.35%
2504 Audit	17,730.00	17,500.00	230.00	101.31%

Summit Fire District

Profit & Loss Budget vs. Actual

July through December 2023

	Jul - Dec 23	Budget	\$ Over Budget	% of Budget
2510 FLAGIT Contract Services	10,450.00	18,000.00	-7,550.00	58.06%
2511 Software Contracts				
2511.11 Flagit Additional Svc	10,118.50	10,119.00	-0.50	100.0%
2511.4 Misc. Software	1,152.55	499.98	652.57	230.52%
2511.6 PS Trax Eng, SCBA, PPE,	288.00	0.00	288.00	100.0%
2511.9 ESO Software	7,864.55	6,745.00	1,119.55	116.6%
2511 Software Contracts - Other	4,444.64	0.00	4,444.64	100.0%
Total 2511 Software Contracts	23,868.24	35,543.98	-11,675.74	67.15%
2514 Bld & Vehicle Insurance	37,563.00	37,570.00	-7.00	99.98%
2515 IGA Services				
2515.1 Fire Chief	71,250.00	71,250.00	0.00	100.0%
2515.2 Dispatch	27,436.58	34,000.00	-6,563.42	80.7%
2515.3 Training Coordinator	22,161.55	22,162.00	-0.45	100.0%
Total 2515 IGA Services	120,848.13	127,412.00	-6,563.87	94.85%
2517 EMS Fees & Maint Agreement	1,400.00			
2519 Memberships & Subscription				
2519.3 AZ Fire Chiefs Assoc	250.00	500.00	-250.00	50.0%
2519 Memberships & Subscription	128.25			
Total 2519 Memberships & Subscription	378.25	2,005.00	-1,626.75	18.87%
2520 Computers, Printers	410.34	2,000.00	-1,589.66	20.52%
Total 2500 CONTRACTUALS	220,777.96	400,089.98	-179,312.02	55.18%
3000 FLEET SERVICES				
3010 Shop Uniforms	1,828.27	1,148.13	680.14	159.24%
3015 Outside Repairs for SFMD	970.10	0.00	970.10	100.0%
3020 Parts for SFMD Vehicles	32,693.52	30,000.00	2,693.52	108.98%
3025 Shop Outside Customer Exp	6,992.84	3,750.00	3,242.84	186.48%
3030 EVT Tool Allowance	98.80	0.00	98.80	100.0%
Total 3000 FLEET SERVICES	42,583.53	35,648.13	6,935.40	119.46%
3100 EQUIPMENT				
3110 Apparatus Equipment				
3110.2 Ladder Testing	599.98	1,200.00	-600.02	50.0%
3110 Apparatus Equipment - Other	-153.97	0.00	-153.97	100.0%
Total 3110 Apparatus Equipment	446.01	3,685.00	-3,238.99	12.1%
3115 Communication-Radios	8,084.01	0.00	8,084.01	100.0%
3120 SCBA	1,072.05	600.00	472.05	178.68%
3130 Computers, Printers ETC.	3,133.75			
Total 3100 EQUIPMENT	12,735.82	4,285.00	8,450.82	297.22%
3200 SUPPLIES				
3210 EMS Program	7,500.53	24,303.00	-16,802.47	30.86%
3212 PPE Program	47,655.13	42,761.75	4,893.38	111.44%
3215 Training Supplies	5,569.54			
3220 Office Supplies	2,372.47	4,000.00	-1,627.53	59.31%

Summit Fire District

Profit & Loss Budget vs. Actual

July through December 2023

	Jul - Dec 23	Budget	\$ Over Budget	% of Budget
3225 BLD/Land Maint.	9,304.84	12,000.00	-2,695.16	77.54%
3227 Procurement	5,641.93	4,500.00	1,141.93	125.38%
3235 PIO / Pub ED	354.64	6,650.00	-6,295.36	5.33%
3241 Honor Guard	437.78	600.00	-162.22	72.96%
Total 3200 SUPPLIES	78,836.86	94,814.75	-15,977.89	83.15%
3300 UNIFORMS				
3310 Uniforms - SFMD	7,465.39	19,000.00	-11,534.61	39.29%
3350 New Hire Expenses	1,800.00			
Total 3300 UNIFORMS	9,265.39	19,000.00	-9,734.61	48.77%
3400 FITNESS-HEALTH & SAFETY				
3405 Health & Safety				
3405.1 Annual Physicals	120.56	3,453.33	-3,332.77	3.49%
3405.2 Staff Counseling	47,629.50	18,499.98	29,129.52	257.46%
3405.3 Stress Test	255.00	1,233.33	-978.33	20.68%
3405.4 New Hire Physicals & Men	3,662.00	6,000.00	-2,338.00	61.03%
Total 3405 Health & Safety	51,667.06	40,296.62	11,370.44	128.22%
Total 3400 FITNESS-HEALTH & SAFETY	51,667.06	51,696.62	-29.56	99.94%
3500 Wildland SFMD	6,225.66			
4000 UTILITIES				
4005 Fuel for Apparatus	22,134.31	13,999.98	8,134.33	158.1%
4010 Electric	10,643.20	13,999.98	-3,356.78	76.02%
4015 Gas / Propane	5,735.97	13,000.02	-7,264.05	44.12%
4020 Water	7,301.13	7,999.98	-698.85	91.26%
4025 Phones / Internet / TV	17,991.10	17,500.02	491.08	102.81%
4030 Trash Pickup	2,195.30	2,520.00	-324.70	87.12%
4050 Radio Site Rental Elden	1,975.00	1,718.88	256.12	114.9%
Total 4000 UTILITIES	67,976.01	70,738.86	-2,762.85	96.09%
4100 Training and Travel				
4105 Training Registration	601.50	9,900.00	-9,298.50	6.08%
4110 Lodging	1,756.55	2,800.00	-1,043.45	62.73%
4115 Food	715.02	450.00	265.02	158.89%
4130 Tuition Reimbursement	5,289.00	5,000.00	289.00	105.78%
Total 4100 Training and Travel	8,362.07	19,900.00	-11,537.93	42.02%
4200 OWA Expenses				
4230 OWA Exp.	34,419.40	70,666.67	-36,247.27	48.71%
Total 4200 OWA Expenses	34,419.40	70,666.67	-36,247.27	48.71%
Reconciliation Discrepancies	2,026.45	0.00	2,026.45	100.0%
Total Expense	2,455,856.69	3,223,360.60	-767,503.91	76.19%
Net Ordinary Income	1,705,489.70	1,424,490.98	280,998.72	119.73%
Net Income	1,705,489.70	1,424,490.98	280,998.72	119.73%

4:10 PM

01/09/24

Summit Fire District
Reconciliation Summary
101 County Treasurer, Period Ending 12/31/2023

	Dec 31, 23
Beginning Balance	3,612,049.21
Cleared Transactions	
Checks and Payments - 80 items	-438,161.82
Deposits and Credits - 118 items	419,045.00
Total Cleared Transactions	-19,116.82
Cleared Balance	<u>3,592,932.39</u>
Uncleared Transactions	
Checks and Payments - 21 items	-116,913.43
Deposits and Credits - 1 item	1,251.00
Total Uncleared Transactions	-115,662.43
Register Balance as of 12/31/2023	<u>3,477,269.96</u>
New Transactions	
Checks and Payments - 23 items	-155,037.40
Deposits and Credits - 2 items	4,058.00
Total New Transactions	-150,979.40
Ending Balance	<u><u>3,326,290.56</u></u>

Reconciled 1/9/24
Tammy

Summit Fire District Reconciliation Detail

101 County Treasurer, Period Ending 12/31/2023

Type	Date	Num	Name	Clr	Amount	Balance
Beginning Balance						3,612,049.21
Cleared Transactions						
Checks and Payments - 80 items						
Liability Check	09/14/2023	82400...	United Summit Fire ...	X	-1,192.73	-1,192.73
Liability Check	09/28/2023	82400...	United Summit Fire ...	X	-1,192.73	-2,385.46
Liability Check	10/26/2023	82400...	United Summit Fire ...	X	-1,234.25	-3,619.71
Liability Check	11/09/2023	82400...	United Summit Fire ...	X	-1,234.25	-4,853.96
Bill Pmt -Check	11/15/2023	82400...	Verizon Wireless	X	-1,177.00	-6,030.96
Liability Check	11/16/2023	82400...	AFLAC	X	-884.48	-6,915.44
Check	11/16/2023	82400...	Adam Stalvey-	X	-600.00	-7,515.44
Bill Pmt -Check	11/22/2023	82400...	LN Curtis & Sons	X	-22,989.96	-30,505.40
Liability Check	11/22/2023	82400...	United Summit Fire ...	X	-1,234.25	-31,739.65
Check	11/22/2023	82400...	Robert Brooks	X	-729.00	-32,468.65
Bill Pmt -Check	11/22/2023	82400...	UniSource Energy S...	X	-273.54	-32,742.19
Bill Pmt -Check	11/30/2023	82400...	City of Flagstaff	X	-27,602.19	-60,344.38
Paycheck	11/30/2023	82400...	Palm, Torsten H.	X	-2,050.45	-62,394.83
Paycheck	11/30/2023	82400...	Fisk, Benjamin J.	X	-1,685.32	-64,080.15
Bill Pmt -Check	11/30/2023	82400...	Public Safety Crisis ...	X	-1,272.00	-65,352.15
Paycheck	11/30/2023	82400...	Allen, Michael W.	X	-1,198.21	-66,550.36
Paycheck	11/30/2023	82400...	Walsh, Brian M	X	-969.79	-67,520.15
Paycheck	11/30/2023	82400...	Black, William A	X	-895.58	-68,415.73
Paycheck	11/30/2023	82400...	Pickett, Michael E.	X	-782.44	-69,198.17
Bill Pmt -Check	11/30/2023	82400...	Optimum Business	X	-647.84	-69,846.01
Bill Pmt -Check	11/30/2023	82400...	Orion Energy Inc.	X	-635.51	-70,481.52
Paycheck	11/30/2023	82400...	Robinson, Casey L.	X	-540.60	-71,022.12
Paycheck	11/30/2023	82400...	Russo, David B.	X	-437.32	-71,459.44
Bill Pmt -Check	11/30/2023	82400...	APS	X	-376.96	-71,836.40
Paycheck	11/30/2023	82400...	Slayton, Preston P	X	-267.01	-72,103.41
Bill Pmt -Check	11/30/2023	82400...	Right Water Hauling...	X	-224.65	-72,328.06
Bill Pmt -Check	11/30/2023	82400...	Babbitt Ford	X	-171.63	-72,499.69
Bill Pmt -Check	11/30/2023	82400...	Aramark	X	-62.14	-72,561.83
Bill Pmt -Check	11/30/2023	82400...	Linde Gas & Equip...	X	-40.71	-72,602.54
General Journal	12/01/2023	12/1/2...		X	-5,837.39	-78,439.93
Liability Check	12/06/2023		QuickBooks Payroll ...	X	-97,603.28	-176,043.21
Bill Pmt -Check	12/06/2023	82400...	Municipal Emergenc...	X	-5,543.25	-181,586.46
Bill Pmt -Check	12/06/2023	82400...	Benefit Commerce ...	X	-1,660.00	-183,246.46
Bill Pmt -Check	12/06/2023	82400...	QC Office	X	-1,135.48	-184,381.94
Bill Pmt -Check	12/06/2023	82400...	APS	X	-979.47	-185,361.41
Bill Pmt -Check	12/06/2023	82400...	Doney Park Water	X	-800.03	-186,161.44
Bill Pmt -Check	12/06/2023	82400...	NAPA	X	-650.79	-186,812.23
Bill Pmt -Check	12/06/2023	82400...	LN Curtis & Sons	X	-603.99	-187,416.22
Bill Pmt -Check	12/06/2023	82400...	AT&T Mobility	X	-371.00	-187,787.22
Bill Pmt -Check	12/06/2023	82400...	Niles Radio	X	-350.00	-188,137.22
Bill Pmt -Check	12/06/2023	82400...	Coconino Auto Supply	X	-241.66	-188,378.88
Bill Pmt -Check	12/06/2023	82400...	Right Water Hauling...	X	-110.00	-188,488.88
Bill Pmt -Check	12/06/2023	82400...	CenturyLink	X	-94.99	-188,583.87
Bill Pmt -Check	12/06/2023	82400...	Aramark	X	-62.14	-188,646.01
Liability Check	12/07/2023	EFT	Public Safety Retire...	X	-23,814.34	-212,460.35
Check	12/07/2023	82400...	National Bank of Ari...	X	-15,566.42	-228,026.77
Liability Check	12/07/2023	EFT	United States Treas...	X	-15,492.22	-243,518.99
Liability Check	12/07/2023	EFT	Health Equity	X	-3,789.02	-247,308.01
Liability Check	12/07/2023	EFT	Voya Financial	X	-3,068.01	-250,376.02
Liability Check	12/07/2023	EFT	Arizona Department ...	X	-2,805.25	-253,181.27
Liability Check	12/07/2023	82400...	Nationwide Trust Co...	X	-2,717.27	-255,898.54
Liability Check	12/07/2023	EFT	Arizona State Retire...	X	-2,290.38	-258,188.92
Liability Check	12/07/2023	82400...	United Summit Fire ...	X	-1,410.53	-259,599.45
Paycheck	12/07/2023	82400...	Riggs, Elliott A	X	-1,167.67	-260,767.12
Liability Check	12/07/2023	82400...	Support Payment Cl...	X	-292.65	-261,059.77
Liability Check	12/07/2023	82400...	5 Star Life Insuranc...	X	-34.67	-261,094.44
Liability Check	12/14/2023	82400...	KAIROS Health Ariz...	X	-23,707.00	-284,801.44
Bill Pmt -Check	12/14/2023	82400...	HUB International In...	X	-18,778.00	-303,579.44
Bill Pmt -Check	12/14/2023	82400...	Executech	X	-3,104.38	-306,683.82
Bill Pmt -Check	12/14/2023	82400...	Spry Doors and Gates	X	-1,479.00	-308,162.82
Bill Pmt -Check	12/14/2023	82400...	Benefit Commerce ...	X	-820.00	-308,982.82
Bill Pmt -Check	12/14/2023	82400...	Right Water Hauling...	X	-110.00	-309,092.82
General Journal	12/19/2023	12/19/...		X	-2,025.45	-311,118.27
Check	12/19/2023	EFT	Arizona Department ...	X	-41.73	-311,160.00
Liability Check	12/20/2023		QuickBooks Payroll ...	X	-80,064.32	-391,224.32

Summit Fire District

Reconciliation Detail

101 County Treasurer, Period Ending 12/31/2023

Type	Date	Num	Name	Clr	Amount	Balance
Bill Pmt -Check	12/20/2023	82400...	UniSource Energy S...	X	-733.12	-391,957.44
Bill Pmt -Check	12/20/2023	82400...	Zoll Medical Corpor...	X	-586.30	-392,543.74
Bill Pmt -Check	12/20/2023	82400...	Public Safety Crisis ...	X	-448.00	-392,991.74
Bill Pmt -Check	12/20/2023	82400...	Optimum Business	X	-331.12	-393,322.86
General Journal	12/20/2023	82400...		X	-1.00	-393,323.86
Liability Check	12/21/2023	EFT	Public Safety Retire...	X	-15,966.54	-409,290.40
Liability Check	12/21/2023	EFT	United States Treas...	X	-11,250.20	-420,540.60
Liability Check	12/21/2023	EFT	Health Equity	X	-3,839.02	-424,379.62
Liability Check	12/21/2023	82400...	Principal Life Insura...	X	-3,097.50	-427,477.12
Liability Check	12/21/2023	EFT	Voya Financial	X	-2,616.81	-430,093.93
Liability Check	12/21/2023	EFT	Arizona State Retire...	X	-2,290.38	-432,384.31
Liability Check	12/21/2023	EFT	Arizona Department ...	X	-2,276.90	-434,661.21
Liability Check	12/21/2023	82400...	Nationwide Trust Co...	X	-2,020.91	-436,682.12
Liability Check	12/21/2023		QuickBooks Payroll ...	X	-1,187.05	-437,869.17
Liability Check	12/21/2023	82400...	Support Payment Cl...	X	-292.65	-438,161.82
Total Checks and Payments					-438,161.82	-438,161.82
Deposits and Credits - 118 items						
Paycheck	08/17/2023	707531	Schmidt, Wesley	X	0.00	0.00
Paycheck	08/17/2023	707511	Fisk, Benjamin J.	X	0.00	0.00
Paycheck	08/17/2023	707512	Flood, Frederick T	X	0.00	0.00
Paycheck	08/17/2023	707524	Modrell, Ian P.	X	0.00	0.00
Paycheck	08/17/2023	707513	Gia, Brandon	X	0.00	0.00
Paycheck	08/17/2023	707515	Gibbs, Reuben L.	X	0.00	0.00
Paycheck	08/17/2023	707516	Greenwalt, David E	X	0.00	0.00
Paycheck	08/17/2023	707517	Harper, Tyler	X	0.00	0.00
Paycheck	08/17/2023	707529	Russo, David B.	X	0.00	0.00
Paycheck	08/17/2023	707535	Vaughn, Russell	X	0.00	0.00
Paycheck	08/17/2023	707528	Robinson, Casey L.	X	0.00	0.00
Paycheck	08/17/2023	707518	Harrison, Maguire	X	0.00	0.00
Paycheck	08/17/2023	707509	Drennan, Steven	X	0.00	0.00
Paycheck	08/17/2023	707519	Hernandez, Fernand...	X	0.00	0.00
Paycheck	08/17/2023	707527	Riggs, Elliott A	X	0.00	0.00
Paycheck	08/17/2023	707530	Schieffer, Tammy S	X	0.00	0.00
Paycheck	08/17/2023	707514	Gibbs, Matthew L	X	0.00	0.00
Paycheck	08/17/2023	707508	Davis, Warren K	X	0.00	0.00
Paycheck	08/17/2023	707521	Jamison Jr., Richard...	X	0.00	0.00
Paycheck	08/17/2023	707510	Fennema, Vivian L	X	0.00	0.00
Paycheck	08/17/2023	707534	Unmacht III, James	X	0.00	0.00
Paycheck	08/17/2023	707522	Kester, Alan	X	0.00	0.00
Paycheck	08/17/2023	707523	Luna, Carlos L.	X	0.00	0.00
Paycheck	08/17/2023	707533	Swatzell, Brandon	X	0.00	0.00
Paycheck	08/17/2023	707537	Zambeck, Christoph...	X	0.00	0.00
Paycheck	08/17/2023	707536	Walsh, Brian M	X	0.00	0.00
Paycheck	08/17/2023	707525	Palm, Torsten H.	X	0.00	0.00
Paycheck	08/17/2023	707526	Pickett, Michael E.	X	0.00	0.00
Deposit	12/05/2023			X	1,058.00	1,058.00
General Journal	12/05/2023	11/22/...		X	22,989.96	24,047.96
Deposit	12/11/2023			X	8,219.15	32,267.11
Deposit	12/11/2023			X	9,250.31	41,517.42
Deposit	12/11/2023			X	336,480.13	377,997.55
Deposit	12/20/2023			X	5,527.75	383,525.30
Paycheck	12/21/2023	707879	Brooks, Robert W	X	0.00	383,525.30
Paycheck	12/21/2023	707905	Riggs, Elliott A	X	0.00	383,525.30
Paycheck	12/21/2023	707880	Christian III, Nikolas J	X	0.00	383,525.30
Paycheck	12/21/2023	707894	Hernandez, Fernand...	X	0.00	383,525.30
Paycheck	12/21/2023	707915	Walsh, Brian M	X	0.00	383,525.30
Paycheck	12/21/2023	707914	Vaughn, Russell	X	0.00	383,525.30
Paycheck	12/21/2023	707882	Davis, Warren K	X	0.00	383,525.30
Paycheck	12/21/2023	707913	Unmacht III, James	X	0.00	383,525.30
Paycheck	12/21/2023	707912	Swatzell, Brandon	X	0.00	383,525.30
Paycheck	12/21/2023	707911	Stalvey, Adam	X	0.00	383,525.30
Paycheck	12/21/2023	707910	Slayton, Preston P	X	0.00	383,525.30
Paycheck	12/21/2023	707883	Drennan, Steven	X	0.00	383,525.30
Paycheck	12/21/2023	707878	Black, William A	X	0.00	383,525.30
Paycheck	12/21/2023	707877	Bain, Chuck A.	X	0.00	383,525.30
Paycheck	12/21/2023	707909	Schmidt, Wesley	X	0.00	383,525.30
Paycheck	12/21/2023	707899	Lopez, Vincent	X	0.00	383,525.30

4:10 PM

01/09/24

Summit Fire District Reconciliation Detail 101 County Treasurer, Period Ending 12/31/2023

Type	Date	Num	Name	Clr	Amount	Balance
Paycheck	12/21/2023	707908	Schieffer, Tammy S	X	0.00	383,525.30
Paycheck	12/21/2023	707876	Allen, Michael W.	X	0.00	383,525.30
Paycheck	12/21/2023	707907	Russo, David B.	X	0.00	383,525.30
Paycheck	12/21/2023	707884	Fennema, Vivian L	X	0.00	383,525.30
Paycheck	12/21/2023	707906	Robinson, Casey L.	X	0.00	383,525.30
Paycheck	12/21/2023	707885	Fisk, Benjamin J.	X	0.00	383,525.30
Paycheck	12/21/2023	707891	Hanisee, Robert	X	0.00	383,525.30
Paycheck	12/21/2023	707886	Flood, Frederick T	X	0.00	383,525.30
Paycheck	12/21/2023	707890	Greenwalt, David E	X	0.00	383,525.30
Paycheck	12/21/2023	707887	Gia, Brandon	X	0.00	383,525.30
Paycheck	12/21/2023	707904	Pickett, Michael E.	X	0.00	383,525.30
Paycheck	12/21/2023	707888	Gibbs, Matthew L	X	0.00	383,525.30
Paycheck	12/21/2023	707903	Palm, Torsten H.	X	0.00	383,525.30
Paycheck	12/21/2023	707889	Gibbs, Reuben L.	X	0.00	383,525.30
Paycheck	12/21/2023	707902	Morse, Zachary	X	0.00	383,525.30
Paycheck	12/21/2023	707881	Collins, James	X	0.00	383,525.30
Paycheck	12/21/2023	707892	Harper, Tyler	X	0.00	383,525.30
Paycheck	12/21/2023	707901	Modrell, Ian P.	X	0.00	383,525.30
Paycheck	12/21/2023	707893	Harrison, Maguire	X	0.00	383,525.30
Paycheck	12/21/2023	707900	Luna, Carlos L.	X	0.00	383,525.30
Paycheck	12/21/2023	707895	Hodges, McNeil	X	0.00	383,525.30
Paycheck	12/21/2023	707896	Hunt, Gannon	X	0.00	383,525.30
Paycheck	12/21/2023	707916	Zambeck, Christoph...	X	0.00	383,525.30
Paycheck	12/21/2023	707898	Kester, Alan	X	0.00	383,525.30
Paycheck	12/21/2023	707897	Jamison Jr., Richard...	X	0.00	383,525.30
Paycheck	12/22/2023	707918	Flood, Frederick T	X	0.00	383,525.30
Deposit	12/22/2023			X	1,140.60	384,665.90
Deposit	12/22/2023			X	34,379.10	419,045.00
Paycheck	01/04/2024	707926	Drennan, Steven	X	0.00	419,045.00
Paycheck	01/04/2024	707940	Kester, Alan	X	0.00	419,045.00
Paycheck	01/04/2024	707935	Harrison, Maguire	X	0.00	419,045.00
Paycheck	01/04/2024	707934	Harper, Tyler	X	0.00	419,045.00
Paycheck	01/04/2024	707941	Lopez, Vincent	X	0.00	419,045.00
Paycheck	01/04/2024	707942	Luna, Carlos L.	X	0.00	419,045.00
Paycheck	01/04/2024	707933	Hanisee, Robert	X	0.00	419,045.00
Paycheck	01/04/2024	707943	Modrell, Ian P.	X	0.00	419,045.00
Paycheck	01/04/2024	707932	Greenwalt, David E	X	0.00	419,045.00
Paycheck	01/04/2024	707944	Morse, Zachary	X	0.00	419,045.00
Paycheck	01/04/2024	707931	Gibbs, Reuben L.	X	0.00	419,045.00
Paycheck	01/04/2024	707930	Gibbs, Matthew L	X	0.00	419,045.00
Paycheck	01/04/2024	707945	Palm, Torsten H.	X	0.00	419,045.00
Paycheck	01/04/2024	707929	Gia, Brandon	X	0.00	419,045.00
Paycheck	01/04/2024	707946	Pickett, Michael E.	X	0.00	419,045.00
Paycheck	01/04/2024	707928	Fisk, Benjamin J.	X	0.00	419,045.00
Paycheck	01/04/2024	707947	Riggs, Elliott A	X	0.00	419,045.00
Paycheck	01/04/2024	707927	Fennema, Vivian L	X	0.00	419,045.00
Paycheck	01/04/2024	707936	Hernandez, Fernand...	X	0.00	419,045.00
Paycheck	01/04/2024	707949	Russo, David B.	X	0.00	419,045.00
Paycheck	01/04/2024	707919	Allen, Michael W.	X	0.00	419,045.00
Paycheck	01/04/2024	707922	Brooks, Robert W	X	0.00	419,045.00
Paycheck	01/04/2024	707950	Schieffer, Tammy S	X	0.00	419,045.00
Paycheck	01/04/2024	707925	Davis, Warren K	X	0.00	419,045.00
Paycheck	01/04/2024	707951	Schmidt, Wesley	X	0.00	419,045.00
Paycheck	01/04/2024	707948	Robinson, Casey L.	X	0.00	419,045.00
Paycheck	01/04/2024	707952	Slayton, Preston P	X	0.00	419,045.00
Paycheck	01/04/2024	707924	Collins, James	X	0.00	419,045.00
Paycheck	01/04/2024	707958	Zambeck, Christoph...	X	0.00	419,045.00
Paycheck	01/04/2024	707953	Stalvey, Adam	X	0.00	419,045.00
Paycheck	01/04/2024	707920	Bain, Chuck A.	X	0.00	419,045.00
Paycheck	01/04/2024	707954	Swatzell, Brandon	X	0.00	419,045.00
Paycheck	01/04/2024	707923	Christian III, Nikolas J	X	0.00	419,045.00
Paycheck	01/04/2024	707921	Black, William A	X	0.00	419,045.00
Paycheck	01/04/2024	707955	Unmacht III, James	X	0.00	419,045.00
Paycheck	01/04/2024	707956	Vaughn, Russell	X	0.00	419,045.00
Paycheck	01/04/2024	707957	Walsh, Brian M	X	0.00	419,045.00
Paycheck	01/04/2024	707939	Jamison Jr., Richard...	X	0.00	419,045.00

Summit Fire District Reconciliation Detail 101 County Treasurer, Period Ending 12/31/2023

Type	Date	Num	Name	Clr	Amount	Balance
Paycheck	01/04/2024	707938	Hunt, Gannon	X	0.00	419,045.00
Paycheck	01/04/2024	707937	Hodges, McNeil	X	0.00	419,045.00
Total Deposits and Credits					419,045.00	419,045.00
Total Cleared Transactions					-19,116.82	-19,116.82
Cleared Balance					-19,116.82	3,592,932.39
Uncleared Transactions						
Checks and Payments - 21 items						
Check	03/06/2023	EFT	Coconino County Tr...		-189.11	-189.11
Check	09/21/2023	82400...	Zachary Morse-		-600.00	-789.11
Bill Pmt -Check	11/22/2023	82400...	Flagstaff Medical Ce...		-700.00	-1,489.11
General Journal	12/01/2023	8/1/23...			-1,251.00	-2,740.11
Check	12/08/2023	82400...	National Bank of Ari...		-10,242.81	-12,982.92
Bill Pmt -Check	12/14/2023	82400...	Highlands Fire		-21,964.75	-34,947.67
Bill Pmt -Check	12/14/2023	82400...	US Bank		-850.00	-35,797.67
Bill Pmt -Check	12/14/2023	82400...	Flagstaff Medical Ce...		-700.00	-36,497.67
Bill Pmt -Check	12/20/2023	82400...	Orion Energy Inc.		-1,202.00	-37,699.67
Bill Pmt -Check	12/20/2023	82400...	Verizon Wireless		-588.50	-38,288.17
Bill Pmt -Check	12/20/2023	82400...	APS		-488.17	-38,776.34
Bill Pmt -Check	12/20/2023	82400...	Right Water Hauling...		-118.94	-38,895.28
Bill Pmt -Check	12/20/2023	82400...	Directv		-107.99	-39,003.27
Liability Check	12/21/2023	82400...	United Summit Fire ...		-1,410.53	-40,413.80
Bill Pmt -Check	12/28/2023	82400...	City of Flagstaff		-71,250.00	-111,663.80
Bill Pmt -Check	12/28/2023	82400...	Municipal Emergenc...		-2,477.79	-114,141.59
Bill Pmt -Check	12/28/2023	82400...	Rush Truck		-1,145.90	-115,287.49
Bill Pmt -Check	12/28/2023	82400...	Optimum Business		-647.84	-115,935.33
Bill Pmt -Check	12/28/2023	82400...	APS		-391.60	-116,326.93
Bill Pmt -Check	12/28/2023	82400...	Blue Card		-346.50	-116,673.43
Bill Pmt -Check	12/28/2023	82400...	Flagstaff Counseling...		-240.00	-116,913.43
Total Checks and Payments					-116,913.43	-116,913.43
Deposits and Credits - 1 item						
General Journal	08/01/2023	ACCT...			1,251.00	1,251.00
Total Deposits and Credits					1,251.00	1,251.00
Total Uncleared Transactions					-115,662.43	-115,662.43
Register Balance as of 12/31/2023					-134,779.25	3,477,269.96
New Transactions						
Checks and Payments - 23 items						
Liability Check	01/03/2024		QuickBooks Payroll ...		-84,132.16	-84,132.16
Liability Check	01/04/2024	EFT	Public Safety Retire...		-19,913.74	-104,045.90
Bill Pmt -Check	01/04/2024	82400...	HUB International In...		-18,778.00	-122,823.90
Liability Check	01/04/2024	EFT	United States Treas...		-11,827.54	-134,651.44
Liability Check	01/04/2024	EFT	Health Equity		-3,732.86	-138,384.30
Liability Check	01/04/2024	EFT	Voya Financial		-2,652.60	-141,036.90
Liability Check	01/04/2024	EFT	Arizona Department ...		-2,403.88	-143,440.78
Liability Check	01/04/2024	EFT	Arizona State Retire...		-2,290.38	-145,731.16
Liability Check	01/04/2024	82400...	Nationwide Trust Co...		-2,185.90	-147,917.06
Bill Pmt -Check	01/04/2024	82400...	Zoll Medical Corpor...		-1,860.00	-149,777.06
Liability Check	01/04/2024	82400...	United Summit Fire ...		-1,369.01	-151,146.07
Bill Pmt -Check	01/04/2024	82400...	APS		-1,050.37	-152,196.44
Liability Check	01/04/2024	82400...	AFLAC		-884.48	-153,080.92
Bill Pmt -Check	01/04/2024	82400...	Orion Energy Inc.		-546.37	-153,627.29
Bill Pmt -Check	01/04/2024	82400...	AT&T Mobility		-371.00	-153,998.29
Bill Pmt -Check	01/04/2024	82400...	Economy Towing		-350.00	-154,348.29
Liability Check	01/04/2024	82400...	Support Payment Cl...		-292.65	-154,640.94
Bill Pmt -Check	01/04/2024	82400...	Harper's Plumbing		-205.00	-154,845.94
Liability Check	01/04/2024	82400...	5 Star Life Insuranc...		-34.67	-154,880.61
Bill Pmt -Check	01/04/2024	82400...	DSB Distributing LLC		-28.47	-154,909.08
Bill Pmt -Check	01/04/2024	82400...	NAPA		-23.34	-154,932.42

4:10 PM

01/09/24

Summit Fire District
Reconciliation Detail
101 County Treasurer, Period Ending 12/31/2023

Type	Date	Num	Name	Clr	Amount	Balance
Liability Check	01/10/2024	EFT	United States Treas...		-92.66	-155,025.08
Bill Pmt -Check	01/10/2024	EFT	Arizona Department ...		-12.32	-155,037.40
Total Checks and Payments					-155,037.40	-155,037.40
Deposits and Credits - 2 items						
Deposit	01/03/2024				1,058.00	1,058.00
Transfer	01/05/2024				3,000.00	4,058.00
Total Deposits and Credits					4,058.00	4,058.00
Total New Transactions					-150,979.40	-150,979.40
Ending Balance					-285,758.65	3,326,290.56

2:49 PM

01/09/24

Summit Fire District
Reconciliation Summary
102 OWA Account, Period Ending 12/31/2023

	Dec 31, 23	
Beginning Balance		186,462.20
Cleared Transactions		
Checks and Payments - 5 items	-49,070.33	
Deposits and Credits - 7 items	45,510.98	
Total Cleared Transactions	-3,559.35	
Cleared Balance		182,902.85
Uncleared Transactions		
Deposits and Credits - 2 items	0.00	
Total Uncleared Transactions	0.00	
Register Balance as of 12/31/2023		182,902.85
Ending Balance		182,902.85

Reconciled 01/09/2024 Y

DWA

12:09 PM

01/04/24

Summit Fire District
Reconciliation Detail
 105 Petty Cash, Period Ending 01/04/2024

Type	Date	Num	Name	Clr	Amount	Balance
Beginning Balance						3,813.15
Cleared Transactions						
Checks and Payments - 2 items						
Check	12/18/2023	1232	Adam Stalvey-	X	-25.00	-25.00
Check	12/29/2023	1233	US Postal Service	X	-13.20	-38.20
Total Checks and Payments					-38.20	-38.20
Deposits and Credits - 7 items						
Deposit	12/04/2023			X	50.00	50.00
Deposit	12/06/2023			X	50.00	100.00
Deposit	12/19/2023			X	10.00	110.00
Deposit	12/27/2023			X	100.00	210.00
Deposit	01/03/2024			X	50.00	260.00
Deposit	01/03/2024			X	50.00	310.00
Deposit	01/03/2024			X	100.00	410.00
Total Deposits and Credits					410.00	410.00
Total Cleared Transactions					371.80	371.80
Cleared Balance					371.80	4,184.95
Register Balance as of 01/04/2024					371.80	4,184.95
					371.80	4,184.95

1/4/23

~~205~~ .05

.60

.80

10.50

21-

115-

160-

5280-

400

100-

3000-

75

2-

10-

10-

Reconciled
 1/4/24
 Tammy

11:18 AM

01/09/24

Summit Fire District
Reconciliation Summary
120 Capital Fund, Period Ending 12/31/2023

	Dec 31, 23
Beginning Balance	694,345.79
Cleared Transactions	
Deposits and Credits - 1 item	1,622.71
Total Cleared Transactions	1,622.71
Cleared Balance	<u>695,968.50</u>
Register Balance as of 12/31/2023	695,968.50
Ending Balance	695,968.50

Reconciled 1/9/2024 vf

Capital Fund

11:00 AM

01/09/24

Summit Fire District
Reconciliation Summary
136 Westside Capital Fund, Period Ending 12/31/2023

	Dec 31, 23
Beginning Balance	431,191.38
Cleared Transactions	
Deposits and Credits - 1 item	1,007.71
Total Cleared Transactions	1,007.71
Cleared Balance	<u>432,199.09</u>
Register Balance as of 12/31/2023	432,199.09
Ending Balance	432,199.09

reconciled 1/9/2024 y

Westside Capital

10:58 AM

01/09/24

Summit Fire District
Reconciliation Summary
150 Emergency Fund, Period Ending 12/31/2023

	<u>Dec 31, 23</u>
Beginning Balance	215,266.45
Cleared Transactions	
Deposits and Credits - 1 item	<u>503.22</u>
Total Cleared Transactions	<u>503.22</u>
Cleared Balance	<u>215,769.67</u>
Register Balance as of 12/31/2023	215,769.67
Ending Balance	215,769.67

reconciled 1/9/2024 y

Emergency Fund

2:06 PM

01/09/24

Summit GO Bond Account
Reconciliation Summary
300315 Debt Services Account, Period Ending 12/31/2023

	Dec 31, 23
Beginning Balance	159,009.85
Cleared Transactions	
Checks and Payments - 1 item	-51,200.00
Deposits and Credits - 2 items	13,506.17
Total Cleared Transactions	-37,693.83
Cleared Balance	<u>121,316.02</u>
Register Balance as of 12/31/2023	<u>121,316.02</u>
Ending Balance	121,316.02

Reconciled 1/9/2024 y

GO Bond

SFMD Contingency Fund
Reconciliation Summary
Coconino County Treasurer, Period Ending 12/31/2023

	Dec 31, 23
Beginning Balance	1,884,932.27
Cleared Transactions	
Checks and Payments - 1 item	-107,727.37
Total Cleared Transactions	-107,727.37
Cleared Balance	1,777,204.90
Register Balance as of 12/31/2023	1,777,204.90
Ending Balance	1,777,204.90

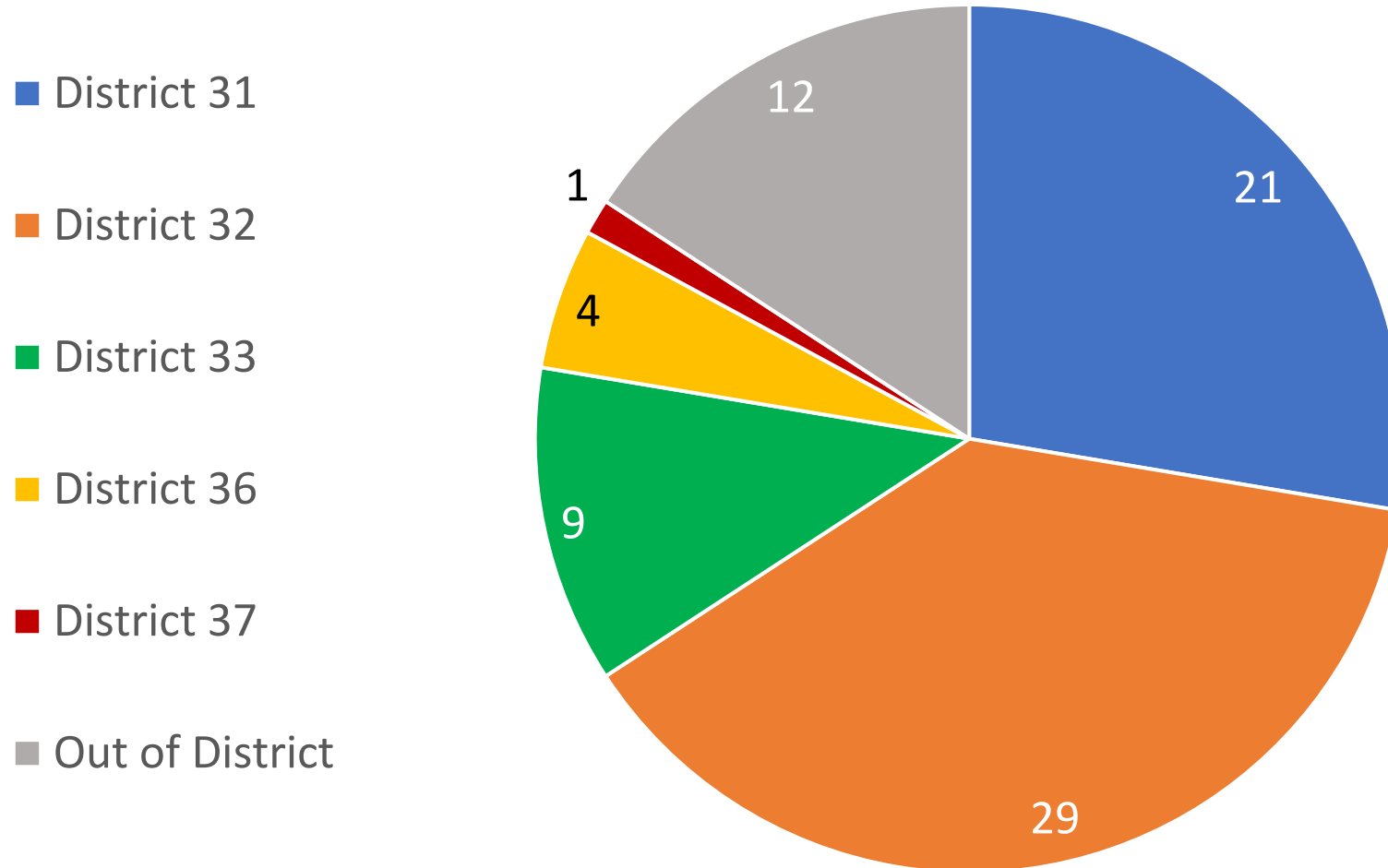
Reconciled 1/9/2024 Y

Contingency Fund

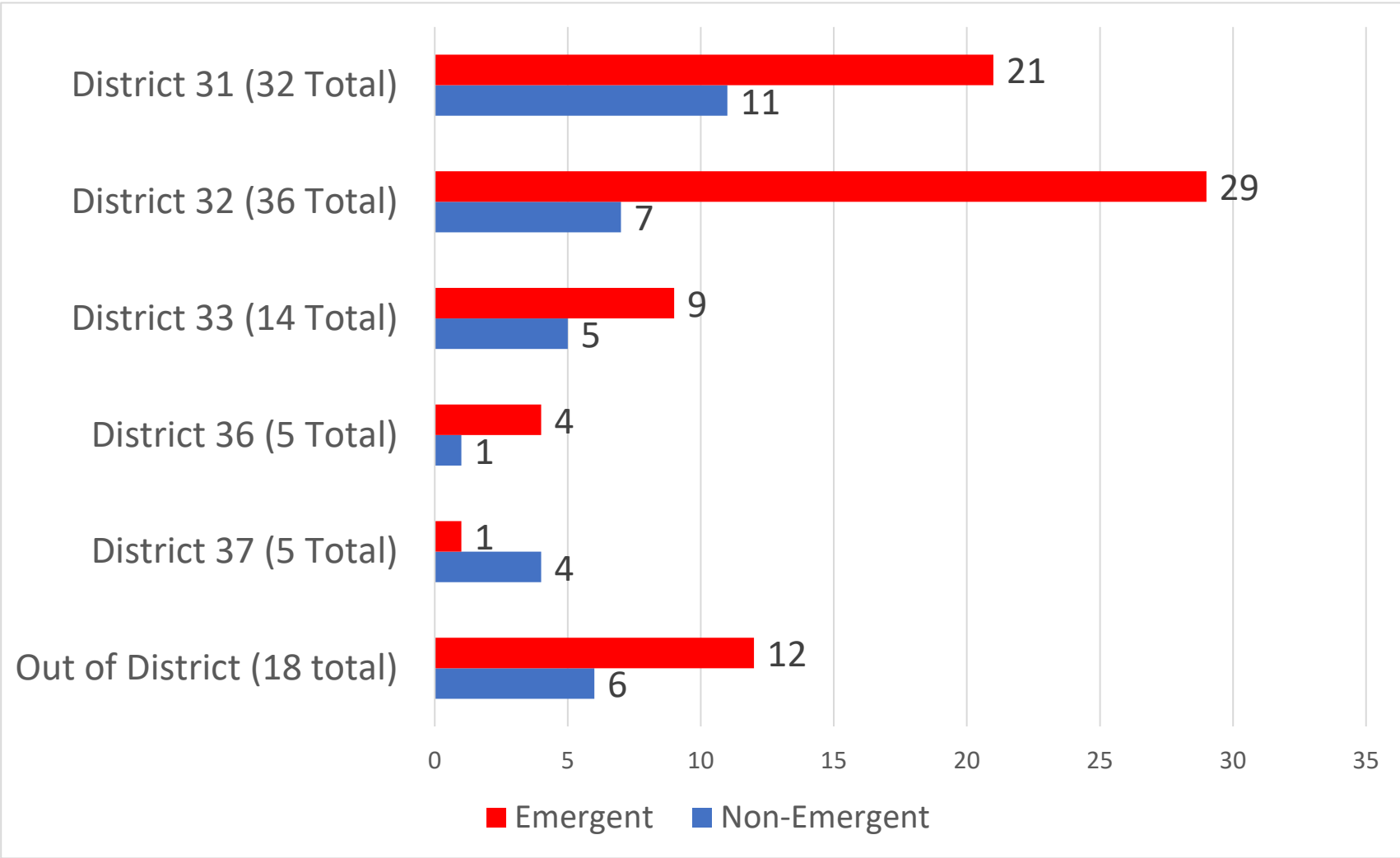
SFMD BC Run Report

December 2023 Statistics

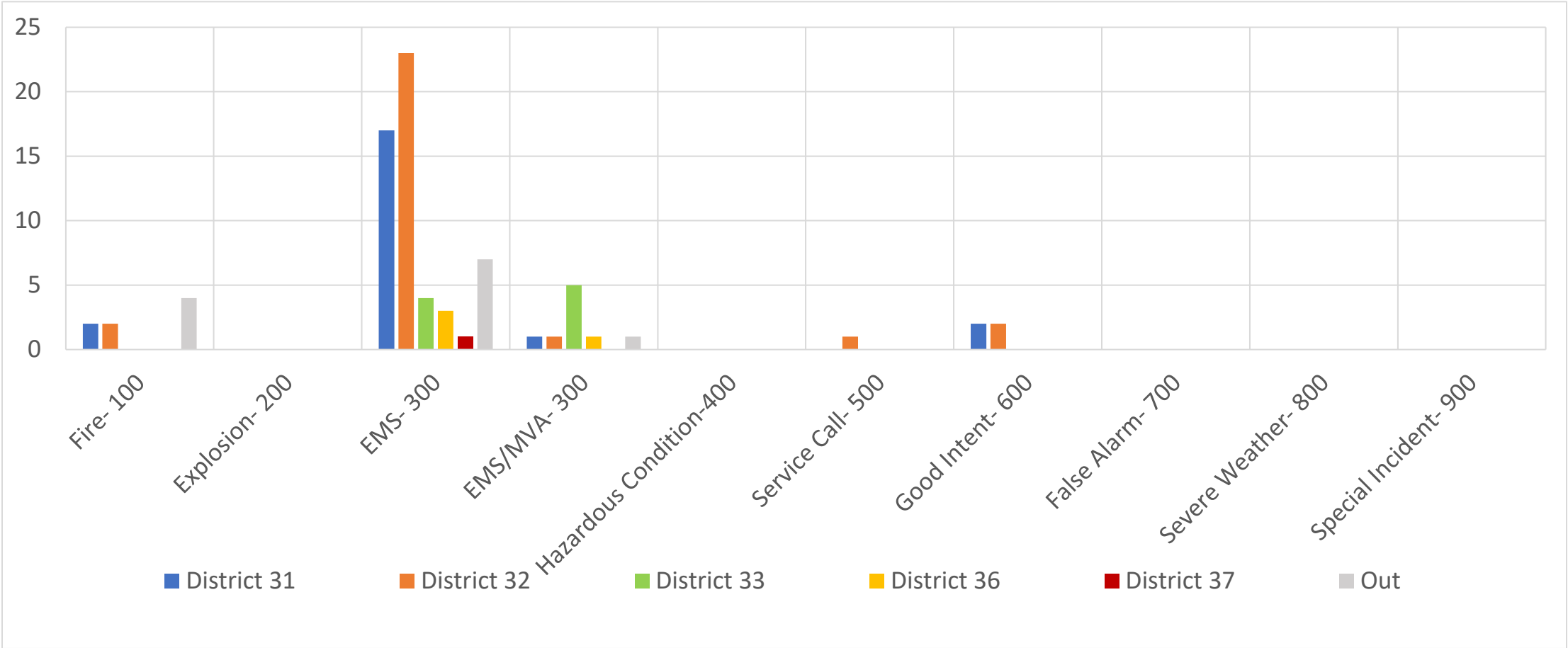
Emergent Calls- 77 Total



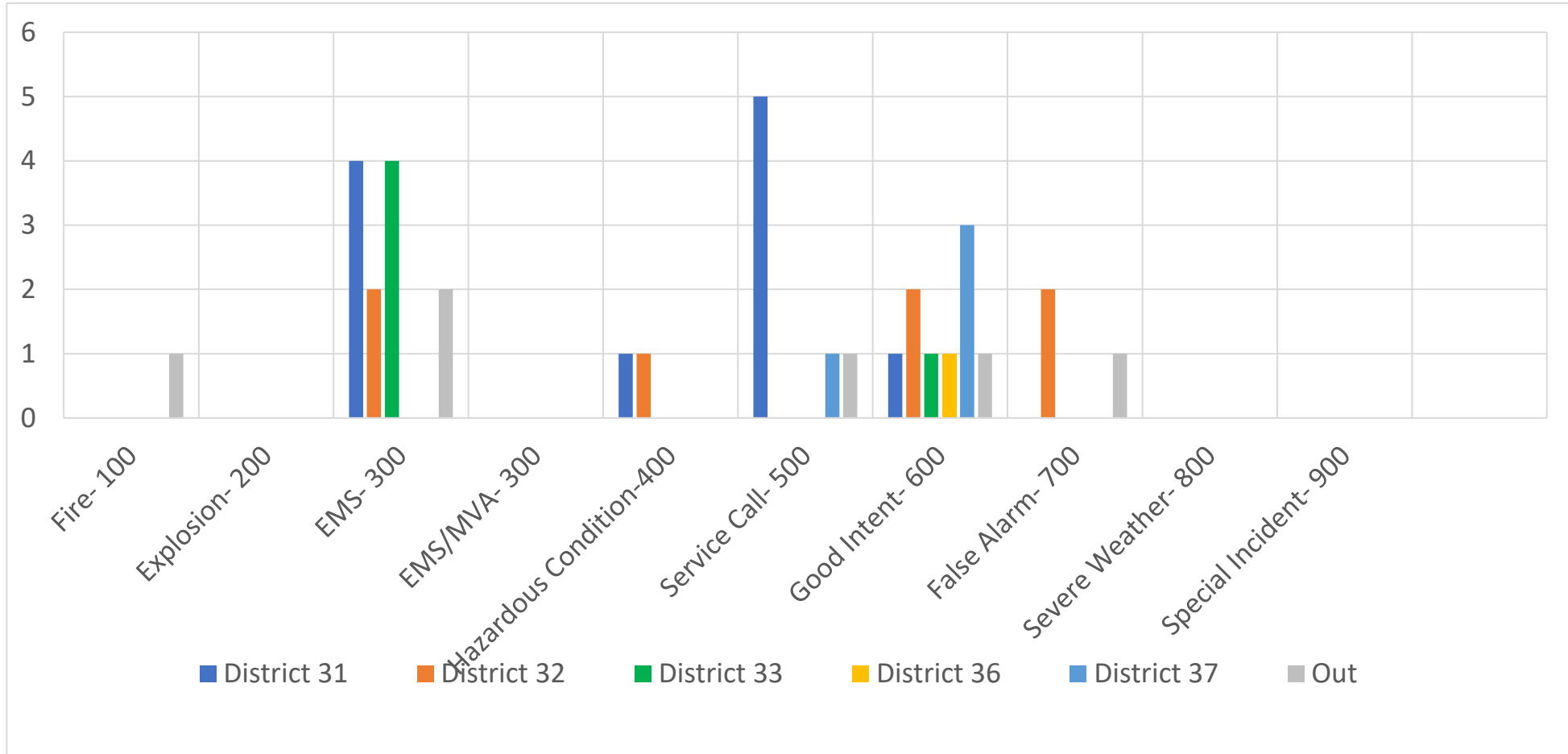
Total Incidents- (110)



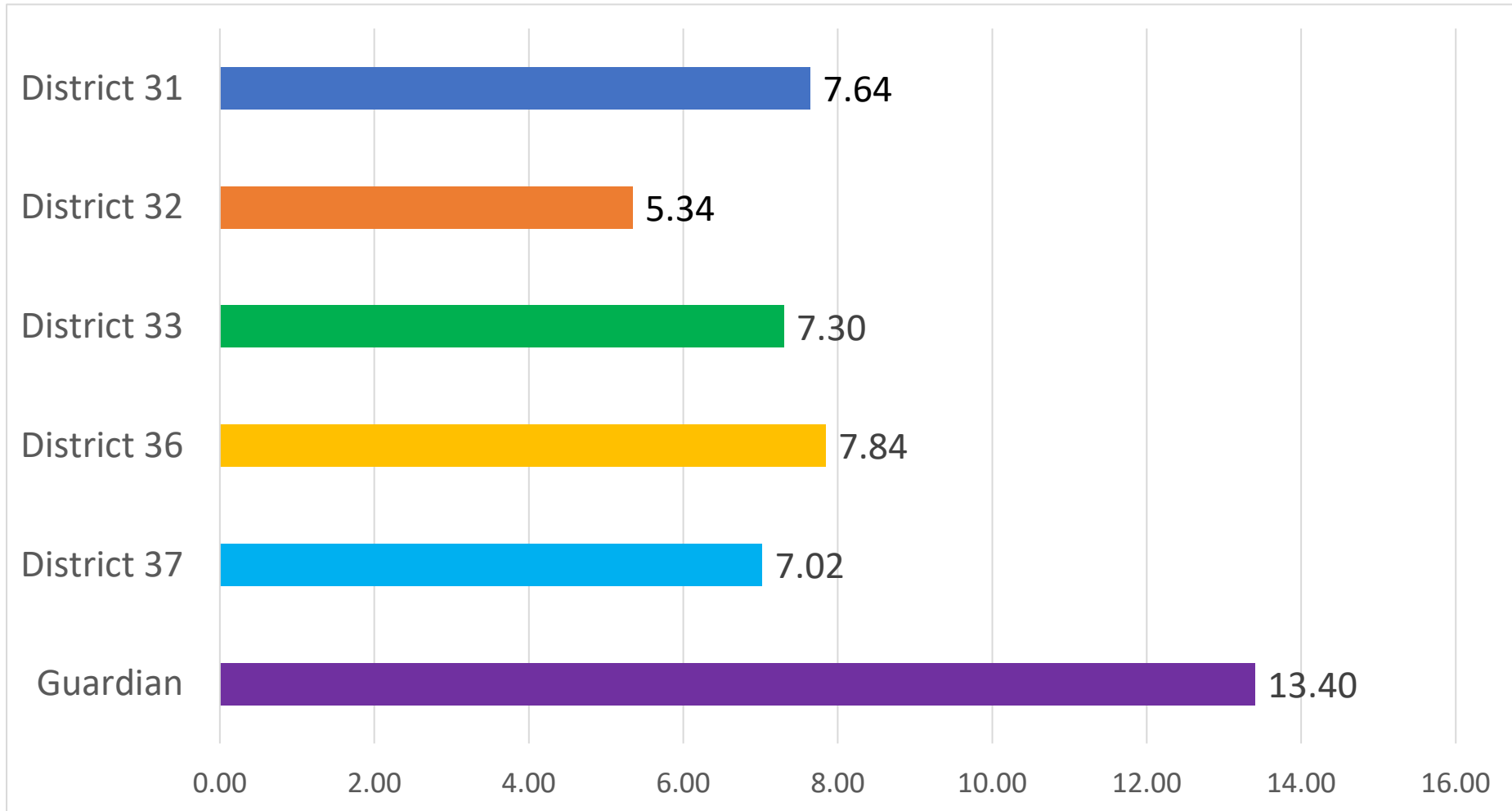
Emergent Call Breakdown



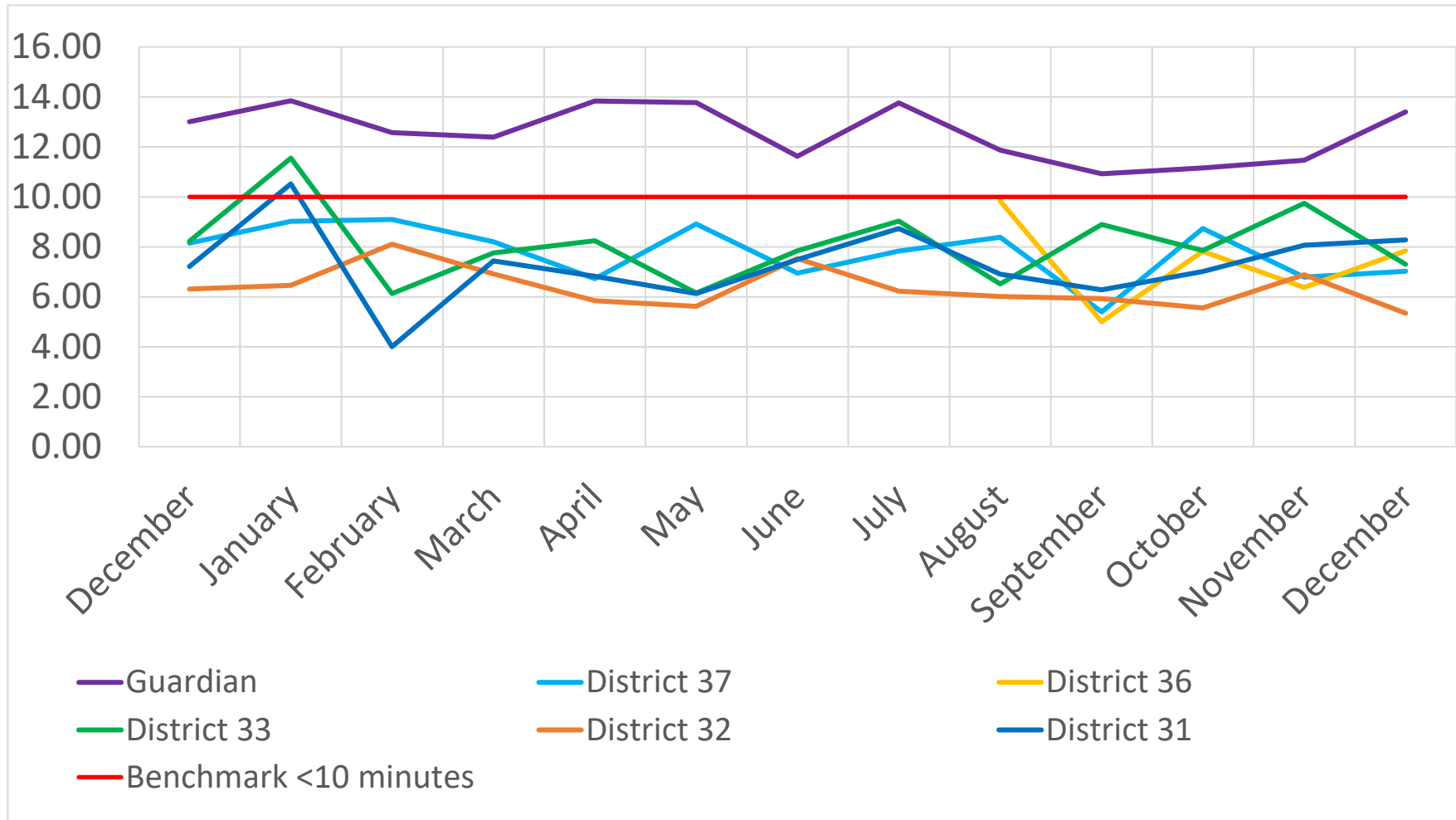
Non-Emergent Call Breakdown



Average Response Times



Response Time Trend



Benchmark Goal: Rural area <10-minute Response, 90% of the time

- District 31- 71% (15 of 21 incidents)
- District 32- 97% (28 of 29 incidents)
- District 33- 82% (9 of 11 incidents)
- District 36- 100% (2 of 2 incidents)
- District 37- 100% (1 of 1 incident)

- Overall- (86% 55 of 64 incidents)

Automatic Aid for SFMD

- Automatic Aid Given: 9 incidents
 - 6 Medical
 - 1 Smoke Detector activation
 - 1 Public Service
- Automatic Aid Received: 6 incidents
 - 3 Fires
 - 1 Medical
 - 1 Motor Vehicle Accident
 - 1 Cancelled en-route

Action 7a

To: SFMD Fire Board
From: SFMD Administration
Date: January 17, 2024
Title: Review of Bi-Annual Shop Report

Recommended Action: No Action needed.

Action Summary: Review of financial report for 6 months of the Fiscal Year for outsourced shop work and profits realized.

Financial Impacts: Total profit for work being done at our shop for outside agencies for the past 6 months is \$ 15,571.90.

Relation to Goals: Create efficiencies that improve and sustain the capabilities of the District and Improve the resources of the District both human and capital

Key Considerations: Our goal was to see an increase in revenue created by our shop doing mechanical work for outside agencies. We have seen an increase in this area.

Attachments:

Suggested Motion No Motion needed.

OUTSIDE REVENUE	JUL	AUG	SEPT	OCT	NOV	DEC	JAN	FEB	MAR	APR	MAY	JUN	YEAR
Parts & Labor (actual cost)		\$3,782.50		\$4,282.47	\$4,265.44	373.57							\$12,703.98
Invoiced Amt (150/hr labor; 20% parts)		\$9,196.62		7828.26	10459.53	791.47							\$28,275.88
Profit	\$0.00	\$5,414.12	\$0.00	\$3,545.79	\$6,194.09	\$417.90	\$0.00	\$0.00	\$0.00	\$0.00	\$0.00	\$0.00	\$15,571.90

26.92 BEFORE 11/6/23

29.67 AFTER 11/6/23

		LABOR labor hrs	LABOR 150	LABOR Normal Rate	PARTS	20% MISC SI	PUMP	TEST	TOTAL BILLED	REG LABOR DEPT	REG PARTS
12/20/2023 Highlands Fire District	301123	3	450	89.01	284.56	56.91			791.47	373.57	417.9
TOTAL DECEMBER									791.47	373.57	417.9
11/28/2023 Tusayan Fire	91023	26.5	3975	713.38	1095.81	358.4			5429.21	1809.19	3620.02
11/21/2023 Highlands Fire District	241023	9	1350	242.28	637.47	127.5			2114.96	879.75	1235.21
11/21/2023 Pinewood Fire Department	31123	9	1350	267.03	1309.47	255.9			2915.36	1576.5	1338.86
TOTAL NOVEMBER									10459.53	4265.44	6194.09
10/18/2023 Ponderosa Fire	106	3	450	80.76	318.51	46.57			815.08	399.27	415.81
10/12/2023 Highlands Fire District	113	1	150	26.92					150	26.92	123.08
10/12/2023 Camp Navajo Fire Department	20923	1	150	26.92			600		600	26.92	573.08
10/12/2023 Firetrucks Unlimited	110	5	750	134.6	465.96	97.97			1313.93	600.56	713.37
10/18/2023 Firetrucks Unlimited	111	4	600	107.68					600	107.68	492.32
10/18/2023 Firetrucks Unlimited	109	7	1050	188.44	2632.94	25			3707.94	2821.38	886.56
10/26/2023 Pinewood Fire Department	100623	2.5	375	67.3	232.44	33.87			641.31	299.74	341.57
TOTAL OCTOBER									7828.26	4282.47	3545.79
8/3/2023 Camp Navajo Fire Department	8123		0				2700				
8/17/2023 Pinewood Fire Department	11323	11	1650	296.12	1865.48	373.1			3888.58	2161.6	1726.98
8/30/2023 Highlands Fire District	90523	24	3600	646.08	974.82	283.2	450		5308.04	1620.9	3687.14
TOTAL AUGUST			0						9196.62	3782.5	5414.12
			0								15572
			0								
			0								